


H. AYUNTAMIENTO MUNICIPAL CONSTITUCIONAL DE TELOLOAPAN, GRO.

TESORERIA MUNICIPAL
TEOLOAPAN




ESTADO ANALÍTICO DE INGRESOS POR RUBRO Y TIPO DE INGRESOS
DEL 1 DE ENERO AL 31 DE MARZO DEL 2018 TRIMESTRE I

| Rubro y tipo de ingresos | Estimado | Ampliaciones y reducciones | Modificado | Devengado | Recaudado | Diferencia |
|---|--------------|----------------------------|--------------|-----------|-----------|---------------|
| 1 IMPUESTOS | 5,480,161.55 | 0.00 | 5,480,161.55 | 0.00 | 0.00 | -5,480,161.55 |
| 12 IMPUESTOS SOBRE EL PATRIMONIO | 2,487,722.04 | 0.00 | 2,487,722.04 | 0.00 | 0.00 | -2,487,722.04 |
| 12 001 PREDIAL | 1,785,967.50 | 0.00 | 1,785,967.50 | 0.00 | 0.00 | -1,785,967.50 |
| 12 001 001 PREDIOS URBANOS Y SB URBANOS BALDIOS | 3,454.63 | 0.00 | 3,454.63 | 0.00 | 0.00 | -3,454.63 |
| 12 001 003 PREDIOS RUSTICOS BALDIOS | 529,469.96 | 0.00 | 529,469.96 | 0.00 | 0.00 | -529,469.96 |
| 12 001 004 PRED. URB. SUB-URBANOS Y RUSTICOS EDIF | 1,235,157.99 | 0.00 | 1,235,157.99 | 0.00 | 0.00 | -1,235,157.99 |
| 12 001 008 PRED. PROP. DIDISCAPACITADOS, JUB. Y PERSONAS DE CAP. DIF | 17,884.92 | 0.00 | 17,884.92 | 0.00 | 0.00 | -17,884.92 |
| 12 002 SOBRE ADQUISICION DE INMUEBLES | 701,754.54 | 0.00 | 701,754.54 | 0.00 | 0.00 | -701,754.54 |
| 17 ACCESORIOS | 1,418,454.93 | 0.00 | 1,418,454.93 | 0.00 | 0.00 | -1,418,454.93 |
| 17 001 REZAGOS | 1,415,715.64 | 0.00 | 1,415,715.64 | 0.00 | 0.00 | -1,415,715.64 |
| 17 001 001 PREDIAL | 152,599.65 | 0.00 | 152,599.65 | 0.00 | 0.00 | -152,599.65 |
| 17 001 002 AGUA POTABLE, ALCANTARILLADO Y SANEAMIENTO | 1,263,115.99 | 0.00 | 1,263,115.99 | 0.00 | 0.00 | -1,263,115.99 |
| 17 002 RECARGOS | 2,739.29 | 0.00 | 2,739.29 | 0.00 | 0.00 | -2,739.29 |
| 17 002 001 PREDIAL | 2,739.29 | 0.00 | 2,739.29 | 0.00 | 0.00 | -2,739.29 |
| 18 OTROS IMPUESTOS | 1,573,984.58 | 0.00 | 1,573,984.58 | 0.00 | 0.00 | -1,573,984.58 |
| 18 001 IMPUESTOS ADICIONALES | 1,516,663.53 | 0.00 | 1,516,663.53 | 0.00 | 0.00 | -1,516,663.53 |
| 18 001 001 APLICADOS A IMPTO PREDIAL Y SERVICIOS CATAST | 455,887.41 | 0.00 | 455,887.41 | 0.00 | 0.00 | -455,887.41 |
| 18 001 002 APLIC. A DERECHOS POR SERVICIOS DE TRANSITO | 106,407.75 | 0.00 | 106,407.75 | 0.00 | 0.00 | -106,407.75 |
| 18 001 003 APLIC. A DERECHOS POR SERV. DE AGUA POTABLE | 954,368.37 | 0.00 | 954,368.37 | 0.00 | 0.00 | -954,368.37 |
| 18 002 CONTRIBUCIONES ESPECIALES | 57,321.05 | 0.00 | 57,321.05 | 0.00 | 0.00 | -57,321.05 |
| 18 002 004 PRE-ECOLOGIA | 57,321.05 | 0.00 | 57,321.05 | 0.00 | 0.00 | -57,321.05 |
| 4 DERECHOS | 5,766,912.70 | 0.00 | 5,766,912.70 | 0.00 | 0.00 | -5,766,912.70 |
| 4 1 DERECHOS POR EL USO, GOCE, APROVECHAMIENTO O EXPLOTACION DE BIENES DE DOMINIO PUBLICO | 3,190,422.34 | 0.00 | 3,190,422.34 | 0.00 | 0.00 | -3,190,422.34 |
| 4 1 002 LIC. P/CONST. EDIF. CASA HAB. REP. LOTIF. RELOTIF FUSION | 27,642.97 | 0.00 | 27,642.97 | 0.00 | 0.00 | -27,642.97 |
| 4 1 002 001 LIC. PIE/ECUTAR RUPTURAS EN VIA PUBLICA | 4,026.26 | 0.00 | 4,026.26 | 0.00 | 0.00 | -4,026.26 |
| 4 1 002 004 DERECHOS POR EXP. LICENCIAS DE CONSTRUCCION | 23,616.71 | 0.00 | 23,616.71 | 0.00 | 0.00 | -23,616.71 |
| 4 1 003 LIC. P/ALINEAMIENTO D/EDIF. O CASA HAB. Y PREDIOS | 551.57 | 0.00 | 551.57 | 0.00 | 0.00 | -551.57 |
| 4 1 003 001 POR EL ALINEAMIENTO EN ZONA URBANA | 551.57 | 0.00 | 551.57 | 0.00 | 0.00 | -551.57 |
| 4 1 005 SERVICIOS GRALES.DIRASTRO MPAL. O LUGARES AUTORIZ. | 179,446.18 | 0.00 | 179,446.18 | 0.00 | 0.00 | -179,446.18 |
| 4 1 005 004 DESPR. PIEL/DESPLUME/RASURADO Y LAV. | 179,446.18 | 0.00 | 179,446.18 | 0.00 | 0.00 | -179,446.18 |

H. AYUNTAMIENTO MUNICIPAL CONSTITUCIONAL DE TELOLOAPAN, GRO.

TESORERIA MUNICIPAL
TELOLOAPAN




ESTADO ANALÍTICO DE INGRESOS POR RUBRO Y TIPO DE INGRESOS
DEL 1 DE ENERO AL 31 DE MARZO DEL 2018 TRIMESTRE 1

| Rubro y tipo de ingresos | Estimado | Ampliaciones y reducciones | Modificado | Devengado | Recaudado | Diferencia |
|--------------------------|---------------|----------------------------|---------------|-----------|-----------|---------------|
| 4 1 007 | 2,588,655.33 | 0.00 | 2,588,655.33 | 0.00 | 0.00 | -2,588,655.33 |
| 4 1 007 001 | 4,267,184.04 | 0.00 | 4,267,184.04 | 0.00 | 0.00 | -4,267,184.04 |
| 4 1 007 002 | 901,796.75 | 0.00 | 901,796.75 | 0.00 | 0.00 | -901,796.75 |
| 4 1 007 003 | 7,228.16 | 0.00 | 7,228.16 | 0.00 | 0.00 | -7,228.16 |
| 4 1 007 004 | 17,198.12 | 0.00 | 17,198.12 | 0.00 | 0.00 | -17,198.12 |
| 4 1 007 005 | -2,604,751.74 | 0.00 | -2,604,751.74 | 0.00 | 0.00 | 2,604,751.74 |
| 4 1 009 | 394,126.29 | 0.00 | 394,126.29 | 0.00 | 0.00 | -394,126.29 |
| 4 1 009 001 | 394,126.29 | 0.00 | 394,126.29 | 0.00 | 0.00 | -394,126.29 |
| 4 3 | 2,574,722.88 | 0.00 | 2,574,722.88 | 0.00 | 0.00 | -2,574,722.88 |
| 4 3 002 | 513,584.28 | 0.00 | 513,584.28 | 0.00 | 0.00 | -513,584.28 |
| 4 3 002 001 | 513,584.28 | 0.00 | 513,584.28 | 0.00 | 0.00 | -513,584.28 |
| 4 3 003 | 200,052.26 | 0.00 | 200,052.26 | 0.00 | 0.00 | -200,052.26 |
| 4 3 003 001 | 207.49 | 0.00 | 207.49 | 0.00 | 0.00 | -207.49 |
| 4 3 003 002 | 199,064.39 | 0.00 | 199,064.39 | 0.00 | 0.00 | -199,064.39 |
| 4 3 003 004 | 780.38 | 0.00 | 780.38 | 0.00 | 0.00 | -780.38 |
| 4 3 004 | 66,078.34 | 0.00 | 66,078.34 | 0.00 | 0.00 | -66,078.34 |
| 4 3 004 001 | 66,078.34 | 0.00 | 66,078.34 | 0.00 | 0.00 | -66,078.34 |
| 4 3 005 | 373,816.79 | 0.00 | 373,816.79 | 0.00 | 0.00 | -373,816.79 |
| 4 3 005 001 | 282,442.09 | 0.00 | 282,442.09 | 0.00 | 0.00 | -282,442.09 |
| 4 3 005 002 | 91,374.70 | 0.00 | 91,374.70 | 0.00 | 0.00 | -91,374.70 |
| 4 3 006 | 14,609.30 | 0.00 | 14,609.30 | 0.00 | 0.00 | -14,609.30 |
| 4 3 006 001 | 7,869.61 | 0.00 | 7,869.61 | 0.00 | 0.00 | -7,869.61 |
| 4 3 006 002 | 911.92 | 0.00 | 911.92 | 0.00 | 0.00 | -911.92 |
| 4 3 006 003 | 3,758.09 | 0.00 | 3,758.09 | 0.00 | 0.00 | -3,758.09 |
| 4 3 006 004 | 2,069.68 | 0.00 | 2,069.68 | 0.00 | 0.00 | -2,069.68 |
| 4 3 007 | 166,554.55 | 0.00 | 166,554.55 | 0.00 | 0.00 | -166,554.55 |
| 4 3 007 003 | 120,331.33 | 0.00 | 120,331.33 | 0.00 | 0.00 | -120,331.33 |
| 4 3 007 006 | 46,223.22 | 0.00 | 46,223.22 | 0.00 | 0.00 | -46,223.22 |

H. AYUNTAMIENTO MUNICIPAL CONSTITUCIONAL DE TELOLOAPAN, GRO.

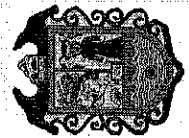
TESORERIA MUNICIPAL
TEOLOAPAN



ESTADO ANALÍTICO DE INGRESOS POR RUBRO Y TIPO DE INGRESOS
DEL 1 DE ENERO AL 31 DE MARZO DEL 2018 TRIMESTRE 1

| Rubro y tipo de ingresos | Estimado | Ampliaciones y reducciones | Modificado | Devengado | Recaudado | Diferencia |
|--|--------------|----------------------------|--------------|-----------|-----------|---------------|
| VOLANTES Y ISM | | | | | | |
| 4 3 008 REGISTRO CIVIL | 1,179,000.34 | 0.00 | 1,179,000.34 | 0.00 | 0.00 | -1,179,000.34 |
| 4 3 008 001 POR ADMO. D/REGISTRO CIVIL (VER CONVENIO) | 742,116.36 | 0.00 | 742,116.36 | 0.00 | 0.00 | -742,116.36 |
| 4 3 008 002 POR MANDATO DE LEY | 243,947.62 | 0.00 | 243,947.62 | 0.00 | 0.00 | -243,947.62 |
| 4 3 008 003 POR ACUERDO O CONVENIO (REGISTRO CIVIL) | 192,936.36 | 0.00 | 192,936.36 | 0.00 | 0.00 | -192,936.36 |
| 4 3 012 FIERRO QUEMADOR | 61,027.02 | 0.00 | 61,027.02 | 0.00 | 0.00 | -61,027.02 |
| 4 3 012 001 REGISTRO DE FIERRO QUEMADOR | 164.16 | 0.00 | 164.16 | 0.00 | 0.00 | -164.16 |
| 4 3 012 002 REFRENDO DE FIERRO QUEMADOR | 60,862.86 | 0.00 | 60,862.86 | 0.00 | 0.00 | -60,862.86 |
| 4 5 ACCESORIOS | 1,767.48 | 0.00 | 1,767.48 | 0.00 | 0.00 | -1,767.48 |
| 4 5 001 REZAGOS | 1,767.48 | 0.00 | 1,767.48 | 0.00 | 0.00 | -1,767.48 |
| 4 5 001 001 AGUA POTABLE, ALCANTARILLADO Y SANEAMIENTO | 1,767.48 | 0.00 | 1,767.48 | 0.00 | 0.00 | -1,767.48 |
| 5 PRODUCTOS | 853,879.41 | 12,000.00 | 865,879.41 | 59.12 | 59.12 | -853,820.29 |
| 5 1 PRODUCTOS NO COMPRENDIDOS EN LAS FRACCIONES DE LA LEY DE INGRESOS CAUSADAS EN EJERCICIOS FISCALES ANTERIORES PENDIENTE DE LIQUIDACION O PAGO | 853,879.41 | 12,000.00 | 865,879.41 | 59.12 | 59.12 | -853,820.29 |
| 5 1 001 ARREND. EXPLOT. O VENTA D/BIENES MUEBLES E INMUEBLES | 29,120.50 | 0.00 | 29,120.50 | 0.00 | 0.00 | -29,120.50 |
| 5 1 001 002 LOTES EN PROP. O ARREND. EN PANTEONES P/CONST. FOSAS | 29,120.50 | 0.00 | 29,120.50 | 0.00 | 0.00 | -29,120.50 |
| 5 1 002 OCUPACION O APROVECHAMIENTO DE VIA PUBLICA | 487,778.72 | 0.00 | 487,778.72 | 0.00 | 0.00 | -487,778.72 |
| 5 1 002 001 ESTACIONAMIENTO DE VEH. EN VIA PUBLICA LUG. PERMIT | 231.75 | 0.00 | 231.75 | 0.00 | 0.00 | -231.75 |
| 5 1 002 010 ESTAC. EN VIA PUB.TODA CLASE DE VEH.D/ALQUILER | 487,546.97 | 0.00 | 487,546.97 | 0.00 | 0.00 | -487,546.97 |
| 5 1 005 PRODUCTOS FINANCIEROS | 92.32 | 12,000.00 | 12,092.32 | 59.12 | 59.12 | -33.20 |
| 5 1 005 001 GASTO CORRIENTE | 92.32 | 2,000.00 | 2,092.32 | 26.95 | 26.95 | -65.37 |
| 5 1 005 002 FONDO DE APORT. P/INFRAEST. SOCIAL MPAL | 0.00 | 5,000.00 | 5,000.00 | 27.20 | 27.20 | 27.20 |
| 5 1 005 003 FONDO DE APORT.P/EL FORTALECIMIENTO DE MPIO | 0.00 | 5,000.00 | 5,000.00 | 4.97 | 4.97 | 4.97 |
| 5 1 015 PRODUCTOS DIVERSOS | 336,887.87 | 0.00 | 336,887.87 | 0.00 | 0.00 | -336,887.87 |
| 5 1 015 006 VENTA DE FORMAS IMPRESAS POR JUEGOS | 52,221.00 | 0.00 | 52,221.00 | 0.00 | 0.00 | -52,221.00 |
| 5 1 015 007 FORMAS DE REGISTRO CIVIL | 284,666.87 | 0.00 | 284,666.87 | 0.00 | 0.00 | -284,666.87 |
| 6 APROVECHAMIENTOS | 64,132.95 | 0.00 | 64,132.95 | 0.00 | 0.00 | -64,132.95 |
| 6 1 APROVECHAMIENTO DE TIPO CORRIENTE | 64,132.95 | 0.00 | 64,132.95 | 0.00 | 0.00 | -64,132.95 |
| 6 1 002 MULTAS ADMINISTRATIVAS | 6,566.25 | 0.00 | 6,566.25 | 0.00 | 0.00 | -6,566.25 |
| 6 1 002 001 LOS QUE TRASGREDEN LO ESTAB. BANDO POLICIA | 6,566.25 | 0.00 | 6,566.25 | 0.00 | 0.00 | -6,566.25 |

H. AYUNTAMIENTO MUNICIPAL CONSTITUCIONAL DE TELOLOAPAN, GRO.
TESORERIA MUNICIPAL
 TELOLOAPAN





ESTADO ANALÍTICO DE INGRESOS POR RUBRO Y TIPO DE INGRESOS
 DEL 1 DE ENERO AL 31 DE MARZO DEL 2018 TRIMESTRE 1


| Rubro y tipo de ingresos | Estimado | Ampliaciones y reducciones | Modificado | Devengado | Recaudado | Diferencia |
|--|-----------------------|----------------------------|-----------------------|----------------------|----------------------|------------------------|
| 6 1 003 MULTAS DE TRANSITO LOCAL | 57,566.70 | 0.00 | 57,566.70 | 0.00 | 0.00 | -57,566.70 |
| 6 1 003 001 PARTICULARES | 57,566.70 | 0.00 | 57,566.70 | 0.00 | 0.00 | -57,566.70 |
| 8 PARTICIPACIONES Y APORTACIONES | 155,255,073.51 | 5,396,011.55 | 160,651,085.06 | 51,412,636.96 | 51,412,636.96 | -103,842,436.55 |
| 8 1 PARTICIPACIONES | 56,249,349.94 | 0.00 | 56,249,349.94 | 14,284,361.75 | 14,284,361.75 | -41,964,988.19 |
| 8 1 001 PARTICIPACIONES FEDERALES | 56,249,349.94 | 0.00 | 56,249,349.94 | 14,284,361.75 | 14,284,361.75 | -41,964,988.19 |
| 8 1 001 001 LAS PROV. DEL FONDO GRAL. DE PARTICIPACIONES | 43,199,567.41 | 0.00 | 43,199,567.41 | 11,080,327.44 | 11,080,327.44 | -32,119,239.97 |
| 8 1 001 002 LAS PROV. DEL FONDO DE FOMENTO MUNICIPAL | 6,282,650.45 | 0.00 | 6,282,650.45 | 1,585,083.23 | 1,585,083.23 | -4,697,557.22 |
| 8 1 001 004 FONDO DE INFRAESTRUCTURA MUNICIPAL | 2,462,273.37 | 0.00 | 2,462,273.37 | 541,521.82 | 541,521.82 | -1,920,751.55 |
| 8 1 001 005 FONDO DE APORTACIONES ESTATALES PARA LA INFRAESTRUCTURA SOCIAL MUNICIPAL | 4,304,858.71 | 0.00 | 4,304,858.71 | 1,077,419.26 | 1,077,419.26 | -3,227,439.45 |
| 8 2 APORTACIONES | 93,647,962.57 | 4,844,111.55 | 98,492,074.12 | 35,236,935.21 | 35,236,935.21 | -58,411,027.36 |
| 8 2 001 FONDO DE APORTACIONES FEDERALES | 93,647,962.57 | 4,844,111.55 | 98,492,074.12 | 35,236,935.21 | 35,236,935.21 | -58,411,027.36 |
| 8 2 001 002 FONDO DE APORTACIONES P/INFRAESTRUCTURA SOCIAL | 83,647,962.57 | 4,844,111.55 | 88,492,074.12 | 26,547,622.20 | 26,547,622.20 | -57,100,340.37 |
| 8 2 001 003 FONDO DE APORT. P/EL FORTALECIMIENTO DE LOS MPIOES. | 10,000,000.00 | 0.00 | 10,000,000.00 | 8,689,313.01 | 8,689,313.01 | -1,310,686.99 |
| 8 3 CONVENIOS | 5,357,761.00 | 551,900.00 | 5,909,661.00 | 1,891,340.00 | 1,891,340.00 | -3,466,421.00 |
| 8 3 001 PROVENIENTES DEL GOBIERNO DEL ESTADO | 5,357,761.00 | 0.00 | 5,357,761.00 | 1,339,440.00 | 1,339,440.00 | -4,018,321.00 |
| 8 3 001 002 SUBSIDIOS | 5,357,761.00 | 0.00 | 5,357,761.00 | 1,339,440.00 | 1,339,440.00 | -4,018,321.00 |
| 8 3 006 OTROS INGRESOS EXTRAORDINARIOS | 0.00 | 551,900.00 | 551,900.00 | 551,900.00 | 551,900.00 | 551,900.00 |
| 8 3 006 001 GASTO CORRIENTE | 0.00 | 551,900.00 | 551,900.00 | 551,900.00 | 551,900.00 | 551,900.00 |
| Total | 167,420,160.12 | 5,408,011.55 | 172,828,171.67 | 51,412,696.08 | 51,412,696.08 | -116,007,464.04 |


Bajo protesta de decir verdad declaramos, en los Estados Financieros y sus notas son razonablemente correctos y son responsabilidad del emisor.



 LIC. OZNELIRÉ ZAMIRIZ
 CONCEJAL SUPLENTE
 2015 - 2018
 AYUNTAMIENTO MUNICIPAL DE TELOLOAPAN, GRO.

 LIC. OSCAR BENITO DIAZ
 TESORERO MUNICIPAL
 2015 - 2018
 AYUNTAMIENTO MUNICIPAL DE TELOLOAPAN, GRO.

 C. MA. MAGDALENA CRUZ TERAN
 SINDICATO PROCURADOR
 SINDICATURA

 LIC. JUAN SUÁREZ BELTRÁN
 PRESIDENTE MUNICIPAL

TESORERIA
 CONTRAFOJA
 Página 4 de 4